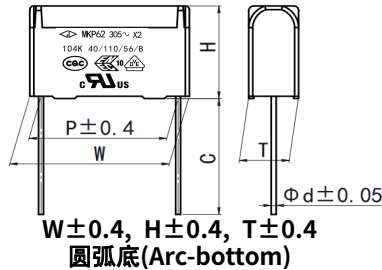
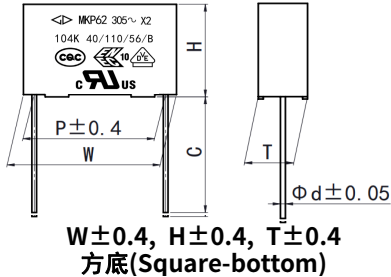


MKP62
Code:C42(Z)

金属化聚丙烯膜抗干扰电容器(X2类, THB防潮系列, 小型化) Metallized polypropylene film Interference Suppression capacitor (Class X2, Temperature Humidity Bias (THB) series, Miniature version)

外形图 Outline Drawing



特点

- 在严苛的环境下(如高温高湿)长期应用容量稳定性优异
- 自愈性能优异, 能承受浪涌电压冲击
- 优异的阻燃性能

应用

- 电源串联连接用
- 阻容降压应用
- 例如: 电表, LED 供电模块及其他苛刻应用环境

Features

- High stability of capacitance under severe ambient condition, such as high temperature and high humidity
- Good self-healing properties, withstanding surge voltage stressing
- Excellent active and passive flame resistant abilities

Applications

- For connection in series with the mains
- For capacitive divider power supply
- Such as power meter, LED driver, and other severe ambient condition applications

安全认证 Safety Approvals

●		CQC (中国)	IEC 60384-14:2013, X2, 305Vac/275Vac, 0.0010μF ~ 50.0μF, 40/110/56/B 证书号(Certificate No.): CQC03001002875
●		ENEC-VDE (欧盟)	EN 60384-14:2013+A1:2016, X2, 305Vac/275Vac, 0.0010μF ~ 50.0μF, 40/110/56/B 证书号(Certificate No.): 40000358
●		UL/CUL (美国/加拿大)	UL 60384-14:2009, CSA E60384-14:09, X2, 305Vac/275Vac, 0.0010μF ~ 50.0μF, 40/110/56/B 证书号(File No.): E186600, CCN: FOWX2/8
●		KC (韩国)	K 60384-14(2006-12), X2, 305Vac/275Vac, 0.0010μF ~ 3.0μF, 40/110/56/B 证书号(Certificate No.): SU03060-12001A/12002/12003/12004

技术要求 Specifications

引用标准 Reference Standard	GB/T 6346.14 (IEC60384-14)		
气候类别/阻燃等级 Climatic Category/Passive Flammability	40/110/56/B		
工作温度范围 Operating Temperature Range	- 40°C ~ +110°C		
额定电压 Rated Voltage(U _R)	305Vac/275Vac, 50Hz/60Hz		
电容量范围 Capacitance Range	0.15μF ~ 8.2μF		
电容量偏差 Capacitance Tolerance	±10%(K), ±20%(M)		
耐电压 Voltage Proof	引线之间 Between Terminals:	4.3U _R (Vdc), 2s	
	极壳之间 Between Terminals To Case:	2 120Vac, 1min	
绝缘电阻 Insulation Resistance	R ≥ 15 000MΩ, C _N ≤ 0.33μF	(20°C, 100V, 1min)	
	RC _N ≥ 5 000s, C _N > 0.33μF		
损耗角正切 Dissipation Factor(tanδ)	C _N ≤ 1.0μF	≤ 10 × 10 ⁻⁴ (20°C, 1kHz)	≤ 20 × 10 ⁻⁴ (20°C, 10kHz)
	C _N > 1.0μF	≤ 20 × 10 ⁻⁴ (20°C, 1kHz)	≤ 40 × 10 ⁻⁴ (20°C, 10kHz)
耐湿负荷测试 THB test (Damp heat test with loading)	Temperature: 85°C ± 2°C; Humidity: 85%RH ± 2%RH Voltage: 240Vac 50Hz; Duration: 1 000 hours Capacitance change(ΔC/C): ≤ 10% Dissipation factor change (Δtanδ): ≤ 0.5% (1kHz) Insulation resistance: ≥ 50% of the rated value		
注: 1. 推荐用于电网额定电压不超过250VAC场合; 2. 如果需要用到承载一定纹波电流场合, 建议选用C6A等专用的滤波电容器; 如有疑问, 请与我司技术工程师联系。	Recommend for max rated supply mains voltage 250Vac application; If used in application which has ripple current applied, recommend to use AC filter series: C6A etc; If have any questions please contact our technical engineer for more detail.		



■ 产品编码说明 Part number system

■ 15 位产品代码如下:

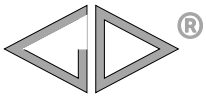
The 15 digits part number is formed as follow:

1	2	3	4	5	6	7	8	9	10	11	12	13	14	15
C	4	2												

第 1~3 位	型号代码	Digit 1 to 3	Series code
	C42= MKP62		C42= MKP62
第 4~5 位	交流额定电压	Digit 4 to 5	AC rated voltage
	Q2=305V P2=275V		Q2=305V P2=275V
第 6~8 位	标称容量	Digit 6 to 8	Rated capacitance value
	举例:474=47×10 ⁴ pF=0.47μF		for example: 474=47×10 ⁴ pF=0.47μF
第 9 位	容量偏差	Digit 9	Capacitance tolerance
	K=±10%, M=±20%		K=±10%, M=±20%
第 10 位	引线脚距 P	Digit 10	Pitch
	6=15.0mm 9=22.5mm B=27.5mm		6=15.0mm 9=22.5mm B=27.5mm
第 11 位	内部特征码	Digit 11	Internal use
第 12~15 位	引线加工和包装代码	Digit 12 to 15	Lead form and packaging code

■ Table 1 引线加工和包装代码 lead form and packaging code

第 12 位 Digit 12		第 13 位和第 14 位 Digit 13 and Digit 14		第 15 位 Digit 15	
代码 Code	说明 explanation	代码 Code	说明 explanation	代码 Code	说明 explanation
C	直脚 Straight lead "C" in the figure above	00	标准的引线长度(18mm~26 mm) standard lead length	0	引线长度偏差±0.5mm 或标准长度 Length tolerance±0.5mm Or standard length
		45	引线长度 4.5mm lead length 4.5mm		



MKP62
Code:C42(Z)

■ 外形尺寸 Dimensions(mm)

305Vac/275Vac #						
C _N (μF)	W	H	T	P	d	Part number
0.15	17.5	13.5	6.0	15.0	0.6	C42Q2154-6Z***
0.22	17.5	13.5	7.5	15.0	0.6	C42Q2224-6Z***
0.33M	17.5	14.5	8.5	15.0	0.6	C42Q2334M6Z***
0.33K	17.5	15.0	9.0	15.0	0.6	C42Q2334K6Z***
0.39	17.5	16.0	10.0	15.0	0.6	C42Q2394-6Z***
0.47	17.5	16.5	11.0	15.0	0.8	C42Q2474-6Z***
0.56	17.5	19.0	11.0	15.0	0.8	C42Q2564-6Z***
0.68	17.5	22.0	11.0	15.0	0.8	C42Q2684-6Z***
0.33	26.5	16.0	7.0	22.5	0.6	C42Q2334-9Z***
0.39	26.5	16.0	7.0	22.5	0.6	C42Q2394-9Z***
0.47	26.5	17.0	7.5	22.5	0.8	C42Q2474-9Z***
0.56	26.5	17.0	8.5	22.5	0.8	C42Q2564-9Z***
0.68	26.5	18.5	9.0	22.5	0.8	C42Q2684-9Z***
0.82	26.5	18.5	10.0	22.5	0.8	C42Q2824-9Z***
1.0	26.5	20.0	11.0	22.5	0.8	C42Q2105-9Z***
1.2	26.5	22.0	12.0	22.5	0.8	C42Q2125-9Z***
1.5	26.5	22.0	13.0	22.5	0.8	C42Q2155-9Z***
1.8	26.5	24.5	14.5	22.5	0.8	C42Q2185-9Z***
2.2	26.5	24.5	15.5	22.5	0.8	C42Q2225-9Z***

305Vac/275Vac #						
C _N (μF)	W	H	T	P	d	Part number
1.0	32.0	20.0	11.0	27.5	0.8	C42Q2105-BZ***
1.2	32.0	22.0	11.0	27.5	0.8	C42Q2125-BZ***
1.5	32.0	22.0	12.0	27.5	0.8	C42Q2155-BZ***
1.8	32.0	25.0	13.0	27.5	0.8	C42Q2185-BZ***
2.2	32.0	26.0	14.0	27.5	0.8	C42Q2225-BZ***
★ 2.7	32.0	27.0	16.0	27.5	0.8	C42Q2275-BZ***
3.3	32.0	30.0	16.0	27.5	0.8	C42Q2335-BZ***
3.9	32.0	33.0	18.0	27.5	0.8	C42Q2395-BZ***
★ 4.7	32.0	34.0	20.0	27.5	0.8	C42Q2475-BZ***
★ 5.6	32.0	37.0	22.0	27.5	0.8	C42Q2565-BZ***
6.8	32.0	38.0	24.0	27.5	0.8	C42Q2685-BZ***
8.2M	32.0	38.0	24.0	27.5	0.8	C42Q2825MBZ***

- 备注 Note: 1. “-” 表示容量偏差。 “-” =capacitance tolerance code, M=±20%, K=±10%。
 2. “****” 表示引线加工和包装代码(见表 1)。 “****” =lead form and packing code(refer to table 1).
 3. “#” 当额定电压为 275Vac 时, 第 4~5 位是 P2。 “#” when the rated voltage is 275Vac,the digit 4~5 is P2.
 4. 380Vac 电源场合建议使用 MKP65。 详情请与技术人员联系。
 If used in the 380Vac, Pls refer to MKP65. Pls contact our technical engineer for more details.
 5. “★” 表示外壳为圆弧底。 “★” = Arc-bottom of the outer shell.